

John & Tammy E [REDACTED]

2019-003 - E [REDACTED] Tammy

RECEIVED
19 FEB 11 AM 10:10
ERIE COUNTY
WATER AUTHORITY

PROPERTY DAMAGE CLAIMANT STATEMENT
CLAIMS REPRESENTATIVE / RISK MANAGER ERIE
COUNTY WATER AUTHORITY
295 MAIN STREET - ROOM 350
BUFFALO, NEW YORK 14203-2494
(716) 849-8484 - TELEPHONE
(716) 849-8463 - FAX

Property Damage Claim Checklist, (the following items must be included for your claim to be processed):

- 1 - Insurance declaration page (If at fault, the Erie County Water Authority or our insurance company will reimburse for uncovered items such as your deductible)
- 2 - Two written estimates
- 3 - Evidence of any other amounts you are claiming

Please Print

| | | | |
|---------------|----------------------------|-------------------|-------|
| Claimant Name | John & Tamore E [REDACTED] | Social Security # | - |
| Address | [REDACTED] | Zip Code | 14221 |
| Home Phone # | [REDACTED] | Work Phone # | |

| | | | |
|----------------------------|----------------------------------|------------------------|-------------------------|
| Accident / Damage Location | [REDACTED] [REDACTED] [REDACTED] | Williamsville NY 14221 | |
| Date of Incident | 1-24-2019 | Time of Incident | Before 8:30 a.m. / p.m. |
| Police Contacted? | Yes / <u>No</u> | Police Report Taken? | Yes / <u>No</u> |
| If NO, why? | | | |

If this is not your property, give the name and address of the owner:

| | | | |
|--------------|--|--------------|--|
| Name | | | |
| Address | | Zip Code | |
| Home Phone # | | Work Phone # | |

| | | | |
|------------------|----|--|----|
| Repair Estimates | \$ | | \$ |
|------------------|----|--|----|

Witness(es), if available

| | | | |
|---------|--|---------|--|
| Name | | Name | |
| Address | | Address | |
| Phone | | Phone | |

JOHN E [REDACTED] TAMARA E [REDACTED]

2019-003 - Tammy [REDACTED]

14221

Claimant's Statement (please be specific):

On January 24, 2019 there was a water main break across the street from our residence located at [REDACTED] Williamsville 14221. Our driveway and front lawn were flooded and our vehicles were damaged. The 2012 Chevy Impala was splattered with mud and back window shattered. I notified a crew member who took my information. As the snow melted and water receded that day more damage was visible. The Impala had the broken back window, chips in windshield, chip in back passenger side window and multiple dents/chips all over passenger side of car and hood. There were numerous rocks underneath, around and on car varying in size. There were rocks on our front porch underneath the 2008 Chevy van. The Chevy van has a chipped windshield and cracked grill. The crew was pumping the debris on our property which is approx. 45' front from Impala.

Our driveway is a mess. We spoke with our car insurance Co. (Adirondack) and Mr. Alessi. Mr. Alessi told us a cleanup crew would be out (as of Feb 4 there has been no clean up.) We were then hit with a snow storm which resulted in us not being able to plow our driveway where the majority of the rocks are located.

On January 24 we obtained an estimate from West Herr.

(Use reverse side if necessary)

VERIFICATION

_____, being duly sworn, deposes and says s/he is the Claimant in this action; that s/he has read the foregoing Notice of Intention to File a Claim and knows the contents thereof; that the same is true to the knowledge of deponent, except as to the matters therein stated to be alleged upon information and belief, and as to those matters s/he believe it to be true.

Claimant's Signature: John [REDACTED] Tamara [REDACTED] Date: _____
2/4/2019 2-4-19

Sworn to before me this 4th day of February

[Signature] Notary Public

KIMBERLY A K [REDACTED]
Notary Public, State of New York
Registration #01KE6140939
Qualified in Erie County
Commission Expires February 13, 2022


On January 26 a representative from Adirondack Ins came to our house and we obtained an estimate. Due to the damage of the back window the Impala was undrivable and we now have rental car.

Both estimates were preliminary due to the snow and ice on car. On January 30 the windows ~~were~~^{were} replaced on Impala.

On February 4 the car was left at West Herr for more evaluation and repairs.

We would like to be reimbursed for our deductibles and any out of pocket expenses for repairs. Total is unknown at this time.

Spoke with
Daryl T [redacted] - Adirondack
Ashley [redacted] - Adirondack
Robert [redacted] - Adirondack
Paul B [redacted] - West Herr





WEST HERR COLLISION CENTER NORTH

Workfile ID: [REDACTED]
Federal ID: [REDACTED]
State ID: [REDACTED]

DON'T TRUST YOUR FAMILY'S SAFETY TO JUST ANYONE

8129 MAIN ST, WILLIAMSVILLE, NY 14221
Phone: (716) 407-2639
FAX: (716) 932-4490

Preliminary Estimate

Customer: [REDACTED] JOHN

Job Number: [REDACTED]

Written By: Paul [REDACTED]

Insured: [REDACTED] JOHN
Type of Loss: Liability
Point of Impact: 16 Non-Collision

Policy #: [REDACTED]
Date of Loss: [REDACTED]

Claim #: [REDACTED]
Days to Repair: 0

Owner:
[REDACTED] JOHN
[REDACTED]
WILLIAMSVILLE, NY 14221
[REDACTED] Cell
[REDACTED] Evening

Inspection Location:
WEST HERR COLLISION CENTER NORTH
8129 MAIN ST
WILLIAMSVILLE, NY 14221
Repair Facility
(716) 407-2639 Day
Date Inspected: 1/26/2019

Insurance Company:
ADIRONDACK

VEHICLE

2012 CHEV Impala LT (Fleet) 4D SED 6-3.6L Gasoline Direct Injection BLACK

VIN: [REDACTED] 15966
License: [REDACTED]
State: NY

Interior Color: [REDACTED]
Exterior Color: BLACK
Production Date: [REDACTED]

Mileage In: [REDACTED] Vehicle Out: [REDACTED]
Mileage Out: [REDACTED]
Condition: Good Job #: [REDACTED]

POWER

Power Steering
Power Brakes
Power Windows
Power Locks
Power Mirrors
Power Driver Seat

DECOR

Dual Mirrors
Body Side Moldings
Tinted Glass
Console/Storage
Wood Interior Trim

CONVENIENCE

Air Conditioning
Intermittent Wipers
Tilt Wheel
Cruise Control
Rear Defogger
Keyless Entry
Message Center
Steering Wheel Touch Controls
Climate Control
Remote Starter

RADIO

AM Radio

FM Radio

Stereo
Search/Seek
CD Player
Satellite Radio

SAFETY

Drivers Side Air Bag
Passenger Air Bag
Anti-Lock Brakes (4)
4 Wheel Disc Brakes
Front Side Impact Air Bags
Head/Curtain Air Bags
Hands Free Device

SEATS

Cloth Seats
Bucket Seats

WHEELS

Aluminum/Alloy Wheels

PAINT

Clear Coat Paint

OTHER

Traction Control!
Stability Control
Rear Spoiler
Power Trunk/Gate Release

Get live updates at www.carwise.com/e/3xqCYw

Preliminary Estimate

Customer: [REDACTED] **JOHN**

Job Number:

2012 CHEV Impala LT (Fleet) 4D SED 6-3.6L Gasoline Direct Injection BLACK

| Line | Oper | Description | Part Number | Qty | Extended Price \$ | Labor | Paint |
|------|------|--|-------------|-----|-------------------|--------------|------------|
| 1 | | HOOD | | | | | |
| 2 | * | Rpr Hood | | | | <u>1.0</u> | 3.2 |
| 3 | | Add for Clear Coat | | | | | 1.3 |
| 4 | # | PARTIAL REFINISH | | 1 | | | -1.0 |
| 5 | | WINDSHIELD | | | | | |
| 6 | * | Repl Windshield NAGS all w/o blue tint | DW01640GTY | 1 | 230.70 | <u>Incl.</u> | |
| 7 | # | Subl INSTALL WINDSHIELD | | 1 | 125.00 | | |
| 8 | | PILLARS, ROCKER & FLOOR | | | | | |
| 9 | * | Blnd RT Uniside assy | | | | s | <u>0.6</u> |
| 10 | | R&I RT Rocker molding | | | | 0.8 | |
| 11 | | FRONT DOOR | | | | | |
| 12 | * | Rpr RT Outer panel | | | | <u>1.5</u> | <u>1.5</u> |
| 13 | | Overlap Major Non-Adj. Panel | | | | | -0.2 |
| 14 | * | Add for Clear Coat | | | | | <u>0.4</u> |
| 15 | | Repl RT Belt w'strip | 20987873 | 1 | 142.30 | 0.3 | |
| 16 | * | R&I RT Body side mldg | | | | <u>0.3</u> | |
| 17 | # | RETAPE | | 1 | 4.00 | 0.4 | |
| 18 | | R&I RT Mirror assy w/o defogger smooth | | | | 0.3 | |
| 19 | | R&I RT Handle, outside w/o chrome | | | | 0.3 | |
| 20 | | R&I RT R&I trim panel | | | | 0.4 | |
| 21 | | REAR DOOR | | | | | |
| 22 | * | Rpr RT Outer panel | | | | <u>2.0</u> | <u>1.5</u> |
| 23 | | Overlap Major Adj. Panel | | | | | -0.4 |
| 24 | * | Add for Clear Coat | | | | | <u>0.3</u> |
| 25 | | R&I RT Belt w'strip | | | | 0.3 | |
| 26 | * | R&I RT Body side mldg | | | | <u>0.2</u> | |
| 27 | # | RETAPE | | 1 | 4.00 | 0.4 | |
| 28 | | R&I RT Handle, outside w/o chrome | | | | 0.3 | |
| 29 | | R&I RT R&I trim panel | | | | 0.4 | |
| 30 | | BACK GLASS | | | | | |
| 31 | * | Repl Back glass NAGS | DB11064GTY | 1 | 255.90 | <u>0.0</u> | |
| 32 | # | Subl INSTALL GLASS | | 1 | 125.00 | | |
| 33 | | QUARTER PANEL | | | | | |
| 34 | * | Rpr RT Quarter panel | | | | <u>1.0</u> | <u>1.7</u> |
| 35 | | Overlap Major Adj. Panel | | | | | -0.4 |
| 36 | * | Add for Clear Coat | | | | | <u>0.4</u> |
| 37 | | R&I RT Wheelhouse liner | | | | 0.3 | |
| 38 | * | Subl <u>R&I RT Qtr glass GM</u> | | 1 | <u>93.75</u> | | |
| 39 | | TRUNK LID | | | | | |
| 40 | * | Rpr Trunk lid w/o POLICE | | | | <u>1.0</u> | <u>1.8</u> |
| 41 | | Overlap Major Adj. Panel | | | | | -0.4 |
| 42 | * | Add for Clear Coat | | | | | <u>0.4</u> |

Preliminary Estimate

Customer: [REDACTED], **JOHN**

Job Number:

2012 CHEV Impala LT (Fleet) 4D SED 6-3.6L Gasoline Direct Injection BLACK

| | | | | | | |
|------------------|--------------------|-------------------------|----------|---|-----------------|-------------|
| 43 | Repl | Emblem | 22865905 | 1 | 60.00 | 0.2 |
| 44 | Repl | Nameplate "IMPALA" | 15885696 | 1 | 33.25 | 0.3 |
| 45 | Repl | Nameplate "LT" | 15792288 | 1 | 57.72 | 0.2 |
| 46 | R&I | Spoiler all | | | | 0.6 |
| 47 | R&I | Trunk lid trim | | | | 0.3 |
| 48 | REAR LAMPS | | | | | |
| 49 | R&I | High mount lamp | | | | 0.3 |
| 50 | R&I | RT Tail lamp assy | | | | 0.4 |
| 51 | REAR BUMPER | | | | | |
| 52 | R&I | R&I bumper cover | | | | 1.5 |
| 53 | # | COVER CAR | | 1 | 5.00 T | 0.3 |
| 54 | # | CORROSION PROTECTION | | 1 | 10.00 | 0.3 |
| 55 | # | HAZARDOUS WASTE REMOVAL | | 1 | 3.00 T | |
| SUBTOTALS | | | | | 1,149.62 | 15.6 |
| | | | | | | 10.7 |

ESTIMATE TOTALS

| Category | Basis | Rate | Cost \$ |
|----------------------|---------------|--------------|-----------------|
| Parts | | | 1,141.62 |
| Body Labor | 15.6 hrs @ | \$ 52.00 /hr | 811.20 |
| Paint Labor | 10.7 hrs @ | \$ 52.00 /hr | 556.40 |
| Paint Supplies | 10.7 hrs @ | \$ 30.00 /hr | 321.00 |
| Miscellaneous | | | 8.00 |
| Subtotal | | | 2,838.22 |
| Sales Tax | \$ 2,838.22 @ | 8.7500 % | 248.34 |
| Grand Total | | | 3,086.56 |
| Deductible | | | 0.00 |
| CUSTOMER PAY | | | 0.00 |
| INSURANCE PAY | | | 3,086.56 |

MyPriceLink Estimate ID / Quote ID:

[REDACTED]

Rust and any repairs completed in conjunction with rust will not have any Gaurantee.

Preliminary Estimate

Customer: [REDACTED] **JOHN**

Job Number:

2012 CHEV Impala LT (Fleet) 4D SED 6-3.6L Gasoline Direct Injection BLACK

ANY PERSON WHO KNOWINGLY AND WITH INTENT TO DEFRAUD ANY INSURANCE COMPANY OR OTHER PERSON FILES AN APPLICATION FOR COMMERCIAL INSURANCE OR A STATEMENT OF CLAIM FOR ANY COMMERCIAL OR PERSONAL INSURANCE BENEFITS CONTAINING ANY MATERIALLY FALSE INFORMATION, OR CONCEALS FOR THE PURPOSE OF MISLEADING, INFORMATION CONCERNING ANY FACT MATERIAL THERETO, AND ANY PERSON WHO, IN CONNECTION WITH SUCH APPLICATION OR CLAIM, KNOWINGLY MAKES OR KNOWINGLY ASSISTS, ABETS, SOLICITS OR CONSPIRES WITH ANOTHER TO MAKE A FALSE REPORT OF THE THEFT, DESTRUCTION, DAMAGE OR CONVERSION OF ANY MOTOR VEHICLE TO A LAW ENFORCEMENT AGENCY, THE DEPARTMENT OF MOTOR VEHICLES OR AN INSURANCE COMPANY, COMMITS A FRAUDULENT INSURANCE ACT, WHICH IS A CRIME, AND SHALL ALSO BE SUBJECT TO A CIVIL PENALTY NOT TO EXCEED FIVE THOUSAND DOLLARS AND THE VALUE OF THE SUBJECT MOTOR VEHICLE OR STATED CLAIM FOR EACH VIOLATION.

You are entitled to the return of all replaced parts, except warranty and exchange parts, but you must ask for them in writing before any work is done. If you authorize work by phone, the shop must keep any replaced parts, and make them available when you pick up the vehicle.

Preliminary Estimate

Customer: [REDACTED] JOHN

Job Number:

2012 CHEV Impala LT (Fleet) 4D SED 6-3.6L Gasoline Direct Injection BLACK

Estimate based on MOTOR CRASH ESTIMATING GUIDE and potentially other third party sources of data. Unless otherwise noted, (a) all items are derived from the Guide DR1CB06, CCC Data Date 1/17/2019, and potentially other third party sources of data; and (b) the parts presented are OEM-parts manufactured by the vehicles Original Equipment Manufacturer. OEM parts are available at OE/Vehicle dealerships. OPT OEM (Optional OEM) or ALT OEM (Alternative OEM) parts are OEM parts that may be provided by or through alternate sources other than the OEM vehicle dealerships. OPT OEM or ALT OEM parts may reflect some specific, special, or unique pricing or discount. OPT OEM or ALT OEM parts may include "Blemished" parts provided by OEM's through OEM vehicle dealerships. Asterisk (*) or Double Asterisk (**) indicates that the parts and/or labor data provided by third party sources of data may have been modified or may have come from an alternate data source. Tilde sign (~) items indicate MOTOR Not-Included Labor operations. The symbol (<>) indicates the refinish operation WILL NOT be performed as a separate procedure from the other panels in the estimate. Non-Original Equipment Manufacturer aftermarket parts are described as Non OEM, A/M or NAGS. Used parts are described as LKQ, RCY, or USED. Reconditioned parts are described as Recond. Recored parts are described as Recore. NAGS Part Numbers and Benchmark Prices are provided by National Auto Glass Specifications. Labor operation times listed on the line with the NAGS information are MOTOR suggested labor operation times. NAGS labor operation times are not included. Pound sign (#) items indicate manual entries.

Some 2019 vehicles contain minor changes from the previous year. For those vehicles, prior to receiving updated data from the vehicle manufacturer, labor and parts data from the previous year may be used. The CCC ONE estimator has a list of applicable vehicles. Parts numbers and prices should be confirmed with the local dealership.

The following is a list of additional abbreviations or symbols that may be used to describe work to be done or parts to be repaired or replaced:

SYMBOLS FOLLOWING PART PRICE:

m=MOTOR Mechanical component. s=MOTOR Structural component. T=Miscellaneous Taxed charge category. X=Miscellaneous Non-Taxed charge category.

SYMBOLS FOLLOWING LABOR:

D=Diagnostic labor category. E=Electrical labor category. F=Frame labor category. G=Glass labor category. M=Mechanical labor category. S=Structural labor category. (numbers) 1 through 4=User Defined Labor Categories.

OTHER SYMBOLS AND ABBREVIATIONS:

Adj.=Adjacent. Algn.=Align. ALU=Aluminum. A/M=Aftermarket part. Blnd=Blend. BOR=Boron steel. CAPA=Certified Automotive Parts Association. D&R=Disconnect and Reconnect. HSS=High Strength Steel. HYD=Hydroformed Steel. Incl.=Included. LKQ=Like Kind and Quality. LT=Left. MAG=Magnesium. Non-Adj.=Non Adjacent. NSF=NSF International Certified Part. O/H=Overhaul. Qty=Quantity. Refn=Refinish. Repl=Replace. R&I=Remove and Install. R&R=Remove and Replace. Rpr=Repair. RT=Right. SAS=Sandwiched Steel. Sect=Section. Subl=Sublet. UHS=Ultra High Strength Steel. N=Note(s) associated with the estimate line.

CCC ONE Estimating - A product of CCC Information Services Inc.


The following is a list of abbreviations that may be used in CCC ONE Estimating that are not part of the MOTOR CRASH ESTIMATING GUIDE:

BAR=Bureau of Automotive Repair. EPA=Environmental Protection Agency. NHTSA= National Highway Transportation and Safety Administration. PDR=Paintless Dent Repair. VIN=Vehicle Identification Number.

ADIRONDACK INSURANCE EXCHANGE

BUFFALO CLAIMS OFFICE
Email Supplement Requests to:
Supp@NGIC.com
550 ESSJAY ROAD
BUFFALO, NY 14221
Phone: (888) 233-4575

Claim #:
Workfile ID:



Estimate of Record

Written By: ROBERT [REDACTED] 1/28/2019 12:01:17 PM
Adjuster: [REDACTED] ASHLEY

Insured: JOHN [REDACTED] Owner Policy #: [REDACTED] Claim #: [REDACTED]
Type of Loss: Comprehensive Date of Loss: 01/24/2019 09:00 AM Days to Repair: 1
Point of Impact: 12 Front Deductible: 250.00

| | | | |
|---|--|---|------------------------------------|
| Owner (Insured): JOHN [REDACTED] [REDACTED] BUFFALO, NY 14221 [REDACTED] [REDACTED] | Inspection Location: [REDACTED] JOHN [REDACTED] BUFFALO, NY 14221 Field [REDACTED] 01/28/2019 Date Inspected | Appraiser Information: [REDACTED] [REDACTED] | Repair Facility: UNKNOWN |
|---|--|---|------------------------------------|

VEHICLE

2008 CHEV Express Cargo 2500 135" WB RWD 3D VAN 8-4.8L Gasoline SFI WHITE

VIN: [REDACTED] Production Date: Interior Color:
License: [REDACTED] Odometer: 132000 Exterior Color: WHITE
State: NY Condition:

TRANSMISSION

Automatic Transmission
Overdrive

POWER

Power Steering
Power Brakes

DECOR

Dual Mirrors

Tinted Glass
Consolé/Storage

CONVENIENCE

Air Conditioning
Intermittent Wipers
Message Center

SAFETY

Drivers Side Air Bag
Passenger Air Bag
Anti-Lock Brakes (4)
4 Wheel Disc Brakes

SEATS

Bucket Seats

WHEELS

Styled Steel Wheels

PAINT

Clear Coat Paint

TRUCK

Rear Step Bumper

Estimate of Record

2008 CHEV Express Cargo 2500 135" WB RWD 3D VAN 8-4.8L Gasoline SFI WHITE

| Line | Oper | Description | Part Number | Qty | Extended Price \$ | Labor | Paint |
|------------------|------|-----------------|-------------|-----|-------------------|------------|------------|
| 1 | | GRILLE | | | | | |
| 2 | ** | Repl A/M Grille | GM1200538 | 1 | 282.00 | 0.7 | |
| SUBTOTALS | | | | | 282.00 | 0.7 | 0.0 |

NOTES

Prior Damage Notes:

Right rear corner missing, rear cargo doors, right rear side panel, rt side rear cargo door, rear bumper.

ESTIMATE TOTALS

| Category | Basis | Rate | Cost \$ |
|------------------------------|-------------|--------------|---------------|
| Parts | | | 282.00 |
| Body Labor | 0.7 hrs @ | \$ 48.00 /hr | 33.60 |
| Subtotal | | | 315.60 |
| Sales Tax | \$ 315.60 @ | 8.7500 % | 27.62 |
| Total Cost of Repairs | | | 343.22 |
| Deductible | | | 250.00 |
| Total Adjustments | | | 250.00 |
| Net Cost of Repairs | | | 93.22 |

MyPriceLink Estimate ID: [REDACTED]

NOTE TO VEHICLE OWNER - National General Insurance does business with collision repair shops in your area and has developed a preferred network of shops with proven, high standards. We recognize that you, the vehicle owner, have the right to select the repair facility of your choice and are under no obligation to use any of the shops on the list. We will pay the amount we determine payable under the policy regardless of the repair facility chosen. We will attempt to get an agreed cost of repairs with the shop of your choice. If this is not possible, we will extend a fair and reasonable offer to repair the loss related damage to your vehicle based on industry repair standards and prevailing market rates. If there are loss related damages that were not visible at the time of the initial estimate, or damages not included in the original estimate, the additional damage will be considered for a supplemental repair estimate.

Estimate of Record

2008 CHEV Express Cargo 2500 135" WB RWD 3D VAN 8-4.8L Gasoline SFI WHITE

ANY PERSON WHO KNOWINGLY AND WITH INTENT TO DEFRAUD ANY INSURANCE COMPANY OR OTHER PERSON FILES AN APPLICATION FOR COMMERCIAL INSURANCE OR A STATEMENT OF CLAIM FOR ANY COMMERCIAL OR PERSONAL INSURANCE BENEFITS CONTAINING ANY MATERIALLY FALSE INFORMATION, OR CONCEALS FOR THE PURPOSE OF MISLEADING, INFORMATION CONCERNING ANY FACT MATERIAL THERETO, AND ANY PERSON WHO, IN CONNECTION WITH SUCH APPLICATION OR CLAIM, KNOWINGLY MAKES OR KNOWINGLY ASSISTS, ABETS, SOLICITS OR CONSPIRES WITH ANOTHER TO MAKE A FALSE REPORT OF THE THEFT, DESTRUCTION, DAMAGE OR CONVERSION OF ANY MOTOR VEHICLE TO A LAW ENFORCEMENT AGENCY, THE DEPARTMENT OF MOTOR VEHICLES OR AN INSURANCE COMPANY, COMMITS A FRAUDULENT INSURANCE ACT, WHICH IS A CRIME, AND SHALL ALSO BE SUBJECT TO A CIVIL PENALTY NOT TO EXCEED FIVE THOUSAND DOLLARS AND THE VALUE OF THE SUBJECT MOTOR VEHICLE OR STATED CLAIM FOR EACH VIOLATION.

You are entitled to the return of all replaced parts, except warranty and exchange parts, but you must ask for them in writing before any work is done. If you authorize work by phone, the shop must keep any replaced parts, and make them available when you pick up the vehicle.

THE PREPARATION OF THIS ESTIMATE MAY HAVE BEEN BASED ON THE USE OF CRASH PARTS SUPPLIED BY A SOURCE OTHER THAN THE MANUFACTURER OF YOUR MOTOR VEHICLE. THERE ARE WARRANTIES APPLICABLE TO THESE REPLACEMENT PARTS. THESE WARRANTIES ARE PROVIDED BY THE MANUFACTURER AND/OR DISTRIBUTOR OF THE PARTS RATHER THAN BY THE ORIGINAL MANUFACTURER OF YOUR VEHICLE.



Estimate of Record

2008 CHEV Express Cargo 2500 135" WB RWD 3D VAN 8-4.8L Gasoline SFI WHITE

Estimate based on MOTOR CRASH ESTIMATING GUIDE and potentially other third party sources of data. Unless otherwise noted, (a) all items are derived from the Guide DR1GB03, CCC Data Date 1/17/2019, and potentially other third party sources of data; and (b) the parts presented are OEM-parts manufactured by the vehicles Original Equipment Manufacturer. OEM parts are available at OE/Vehicle dealerships. OPT OEM (Optional OEM) or ALT OEM (Alternative OEM) parts are OEM parts that may be provided by or through alternate sources other than the OEM vehicle dealerships. OPT OEM or ALT OEM parts may reflect some specific, special, or unique pricing or discount. OPT OEM or ALT OEM parts may include "Blemished" parts provided by OEM's through OEM vehicle dealerships. Asterisk (*) or Double Asterisk (**) indicates that the parts and/or labor data provided by third party sources of data may have been modified or may have come from an alternate data source. Tilde sign (~) items indicate MOTOR Not-Included Labor operations. The symbol (<>) indicates the refinish operation WILL NOT be performed as a separate procedure from the other panels in the estimate. Non-Original Equipment Manufacturer aftermarket parts are described as Non OEM, A/M or NAGS. Used parts are described as LKQ, RCY, or USED. Reconditioned parts are described as Recond. Recored parts are described as Recore. NAGS Part Numbers and Benchmark Prices are provided by National Auto Glass Specifications. Labor operation times listed on the line with the NAGS information are MOTOR suggested labor operation times. NAGS labor operation times are not included. Pound sign (#) items indicate manual entries.

Some 2019 vehicles contain minor changes from the previous year. For those vehicles, prior to receiving updated data from the vehicle manufacturer, labor and parts data from the previous year may be used. The CCC ONE estimator has a list of applicable vehicles. Parts numbers and prices should be confirmed with the local dealership.

The following is a list of additional abbreviations or symbols that may be used to describe work to be done or parts to be repaired or replaced:

SYMBOLS FOLLOWING PART PRICE:

m=MOTOR Mechanical component. s=MOTOR Structural component. T=Miscellaneous Taxed charge category. X=Miscellaneous Non-Taxed charge category.

SYMBOLS FOLLOWING LABOR:

D=Diagnostic labor category. E=Electrical labor category. F=Frame labor category. G=Glass labor category. M=Mechanical labor category. S=Structural labor category. (numbers) 1 through 4=User Defined Labor Categories.

OTHER SYMBOLS AND ABBREVIATIONS:

Adj.=Adjacent. Algn.=Align. ALU=Aluminum. A/M=Aftermarket part. Blnd=Blend. BOR=Boron steel. CAPA=Certified Automotive Parts Association. D&R=Disconnect and Reconnect. HSS=High Strength Steel. HYD=Hydroformed Steel. Incl.=Included. LKQ=Like Kind and Quality. LT=Left. MAG=Magnesium. Non-Adj.=Non Adjacent. NSF=NSF International Certified Part. O/H=Overhaul. Qty=Quantity. Refn=Refinish. Repl=Replace. R&I=Remove and Install. R&R=Remove and Replace. Rpr=Repair. RT=Right. SAS=Sandwiched Steel. Sect=Section. Subl=Sublet. UHS=Ultra High Strength Steel. N=Note(s) associated with the estimate line.

CCC ONE Estimating - A product of CCC Information Services Inc.

The following is a list of abbreviations that may be used in CCC ONE Estimating that are not part of the MOTOR CRASH ESTIMATING GUIDE:

BAR=Bureau of Automotive Repair. EPA=Environmental Protection Agency. NHTSA= National Highway Transportation and Safety Administration. PDR=Paintless Dent Repair. VIN=Vehicle Identification Number.



Estimate of Record

2008 CHEV Express Cargo 2500 135" WB RWD 3D VAN 8-4.8L Gasoline SFI WHITE

ALTERNATE PARTS SUPPLIERS

| Line | Supplier | Description | Price |
|------|---|--------------------------|-----------|
| 2 | KEYSTONE - BUFFALO, NY MICHAEL K [REDACTED] 2871 BROADWAY STE 500 BUFFALO NY 14227 (800) 258-0008 | #GM1200538 A/M Grille | \$ 282.00 |

ADIRONDACK INSURANCE EXCHANGE

BUFFALO CLAIMS OFFICE
Email Supplement Requests to:
Supp@NGIC.com
550 ESSJAY ROAD
BUFFALO, NY 14221
Phone: (888) 233-4575

Claim #:
Workfile ID:

Estimate of Record

Written By: ROBERT R [REDACTED], License Number: [REDACTED] 1/28/2019 11:45:20 AM
Adjuster: G [REDACTED] ASHLEY

Insured: JOHN E [REDACTED] Owner Policy #: [REDACTED] Claim #: [REDACTED]
Type of Loss: Comprehensive Date of Loss: 01/24/2019 09:00 AM Days to Repair: 9
Point of Impact: 16 Non-Collision Deductible: 250.00

Owner (Insured):

JOHN [REDACTED]
BUFFALO, NY 14221

Inspection Location:

[REDACTED] JOHN
BUFFALO, NY 14221
Field
01/28/2019 Date Inspected

Appraiser Information:

[REDACTED]

Repair Facility:

WEST HERR COLLISION CENTER
NORTH
8129 MAIN STREET
WILLIAMSVILLE, NY 14221
(716) 407-2639 Business
(716) 932-4490 Fax

VEHICLE

2012 CHEV Impala LT (Fleet) 4D SED 6-3.6L Gasoline Direct Injection BLACK

VIN: [REDACTED] Production Date: Interior Color:
License: [REDACTED] Odometer: 66749 Exterior Color: BLACK
State: NY Condition:

TRANSMISSION

Automatic Transmission
Overdrive

POWER

Power Steering
Power Brakes
Power Windows
Power Locks
Power Mirrors
Power Driver Seat

DECOR

Dual Mirrors
Body Side Moldings
Tinted Glass

Console/Storage

Wood Interior Trim

CONVENIENCE

Air Conditioning
Intermittent Wipers
Tilt Wheel
Cruise Control
Rear Defogger
Keyless Entry
Message Center
Steering Wheel Touch Controls
Climate Control
Remote Starter

RADIO

AM Radio

FM Radio

Stereo

Search/Seek

CD Player

Satellite Radio

SAFETY

Drivers Side Air Bag
Passenger Air Bag
Anti-Lock Brakes (4)
4 Wheel Disc Brakes
Front Side Impact Air Bags
Head/Curtain Air Bags
Hands Free Device

SEATS

Cloth Seats
Bucket Seats

WHEELS

Aluminum/Alloy Wheels

PAINT

Clear Coat Paint

OTHER

Traction Control
Stability Control
Rear Spoiler
Power Trunk/Gate Release



Estimate of Record

2012 CHEV Impala LT (Fleet) 4D SED 6-3.6L Gasoline Direct Injection BLACK

| Line | Oper | Description | Part Number | Qty | Extended Price \$ | Labor | Paint |
|------|------|--|--------------|-----|-------------------|-------|-------|
| 1 | | HOOD | | | | | |
| 2 | * | Rpr Hood | 89023526 | | | 5.0 | 3.2 |
| 3 | | ROOF | | | | | |
| 4 | | R&I RT Molding | 25785137 | | | 0.4 | |
| 5 | | PILLARS, ROCKER & FLOOR | | | | | |
| 6 | * | Rpr RT Uniside assy | 89025202 | | | 2.0 | 1.5 |
| | | NOTE: 3 CHIPS/A/PILLAR, ROOF RAIL | | | | | |
| 7 | | Overlap Major Non-Adj. Panel | | | | | -0.2 |
| 8 | | FRONT DOOR | | | | | |
| 9 | | Repl RT Belt w/strip | 20987873 | 1 | 142.30 | 0.3 | |
| 10 | | R&I RT R&I trim panel | 22929775 | | | 0.4 | |
| 11 | * | Rpr RT Outer panel | 25813150 | | | 1.5 | 1.6 |
| | | NOTE: *Partial Refinish W/Full Cear* | | | | | |
| 12 | | Overlap Major Adj. Panel | | | | | -0.4 |
| 13 | * | R&I RT Body side mldg | 19257893 | | | 0.3 | |
| 14 | | R&I RT Mirror assy w/o defogger smooth | 20759190 | | | 0.3 | |
| 15 | | R&I RT Handle, outside w/o chrome | 25889997 | | | 0.3 | |
| 16 | | REAR DOOR | | | | | |
| 17 | * | Rpr RT Outer panel | 25813148 | | | 2.0 | 2.0 |
| 18 | | Overlap Major Adj. Panel | | | | | -0.4 |
| 19 | | R&I RT Belt w/strip | 20987870 | | | 0.3 | |
| 20 | * | R&I RT Body side mldg | 19257891 | | | 0.2 | |
| 21 | | R&I RT Handle, outside w/o chrome | 25889997 | | | 0.3 | |
| 22 | | R&I RT R&I trim panel | 22929824 | | | 0.4 | |
| 23 | | QUARTER PANEL | | | | | |
| 24 | * | Rpr RT Quarter panel | SEE FOOTNOTE | | | 3.0 | 2.2 |
| 25 | | Overlap Major Adj. Panel | | | | | -0.4 |
| 26 | | R&I RT Qtr glass GM | 19207231 | | | 1.5 | |
| 27 | | TRUNK LID | | | | | |
| 28 | * | Rpr Trunk lid w/o POLICE | 19179354 | | | 1.0 | 1.8 |
| | | NOTE: *Partial Refinish W/Full Cear* | | | | | |
| 29 | | Overlap Major Adj. Panel | | | | | -0.4 |
| 30 | | Clear Coat | | | | | 2.5 |
| 31 | * | R&I Emblem | 22865905 | | | 0.2 | |
| 32 | * | R&I Applique panel primed | 19179925 | | | 0.3 | |
| 33 | | R&I Spoiler all | 19120798 | | | 0.6 | |
| 34 | | R&I Trunk lid trim | 25855505 | | | 0.3 | |
| 35 | | REAR LAMPS | | | | | |
| 36 | | R&I RT Tail lamp assy | 25971598 | | | 0.4 | |
| 37 | | REAR BUMPER | | | | | |
| 38 | * | R&I R&I bumper cover | 19120961 | | | 0.8 | |

Estimate of Record

2012 CHEV Impala LT (Fleet) 4D SED 6-3.6L Gasoline Direct Injection BLACK

| | | | | | | |
|------------------|---|--------------------------------|---|---------------|-------------|-------------|
| | | NOTE: Drop Right Side | | | | |
| 39 | # | Subl Hazardous Waste | 1 | 3.00 | | |
| 40 | # | Cover Car | 1 | 5.00 | 0.2 | |
| 41 | # | Repl Clean and retape moldings | 1 | 5.00 | 0.2 | |
| | | NOTE: Front door | | | | |
| 42 | # | Subl Corrosion Protection | 1 | 10.00 | | |
| 43 | # | Repl Clean and retape moldings | 1 | 5.00 | 0.2 | |
| | | NOTE: Rear door | | | | |
| SUBTOTALS | | | | 170.30 | 22.4 | 13.0 |

ESTIMATE TOTALS

| Category | Basis | Rate | Cost \$ |
|------------------------------|---------------|--------------|-----------------|
| Parts | | | 170.30 |
| Body Labor | 22.4 hrs @ | \$ 48.00 /hr | 1,075.20 |
| Paint Labor | 13.0 hrs @ | \$ 48.00 /hr | 624.00 |
| Paint Supplies | 13.0 hrs @ | \$ 28.00 /hr | 364.00 |
| Subtotal | | | 2,233.50 |
| Sales Tax | \$ 2,233.50 @ | 8.7500 % | 195.43 |
| Total Cost of Repairs | | | 2,428.93 |
| Deductible | | | 250.00 |
| Total Adjustments | | | 250.00 |
| Net Cost of Repairs | | | 2,178.93 |

MyPriceLink Estimate ID / Quote ID:
[REDACTED]

NOTE TO VEHICLE OWNER - National General Insurance does business with collision repair shops in your area and has developed a preferred network of shops with proven, high standards. We recognize that you, the vehicle owner, have the right to select the repair facility of your choice and are under no obligation to use any of the shops on the list. We will pay the amount we determine payable under the policy regardless of the repair facility chosen. We will attempt to get an agreed cost of repairs with the shop of your choice. If this is not possible, we will extend a fair and reasonable offer to repair the loss related damage to your vehicle based on industry repair standards and prevailing market rates. If there are loss related damages that were not visible at the time of the initial estimate, or damages not included in the original estimate, the additional damage will be considered for a supplemental repair estimate.



Estimate of Record

2012 CHEV Impala LT (Fleet) 4D SED 6-3.6L Gasoline Direct Injection BLACK

ANY PERSON WHO KNOWINGLY AND WITH INTENT TO DEFRAUD ANY INSURANCE COMPANY OR OTHER PERSON FILES AN APPLICATION FOR COMMERCIAL INSURANCE OR A STATEMENT OF CLAIM FOR ANY COMMERCIAL OR PERSONAL INSURANCE BENEFITS CONTAINING ANY MATERIALLY FALSE INFORMATION, OR CONCEALS FOR THE PURPOSE OF MISLEADING, INFORMATION CONCERNING ANY FACT MATERIAL THERETO, AND ANY PERSON WHO, IN CONNECTION WITH SUCH APPLICATION OR CLAIM, KNOWINGLY MAKES OR KNOWINGLY ASSISTS, ABETS, SOLICITS OR CONSPIRES WITH ANOTHER TO MAKE A FALSE REPORT OF THE THEFT, DESTRUCTION, DAMAGE OR CONVERSION OF ANY MOTOR VEHICLE TO A LAW ENFORCEMENT AGENCY, THE DEPARTMENT OF MOTOR VEHICLES OR AN INSURANCE COMPANY, COMMITS A FRAUDULENT INSURANCE ACT, WHICH IS A CRIME, AND SHALL ALSO BE SUBJECT TO A CIVIL PENALTY NOT TO EXCEED FIVE THOUSAND DOLLARS AND THE VALUE OF THE SUBJECT MOTOR VEHICLE OR STATED CLAIM FOR EACH VIOLATION.

You are entitled to the return of all replaced parts, except warranty and exchange parts, but you must ask for them in writing before any work is done. If you authorize work by phone, the shop must keep any replaced parts, and make them available when you pick up the vehicle.



Estimate of Record

2012 CHEV Impala LT (Fleet) 4D SED 6-3.6L Gasoline Direct Injection BLACK

Estimate based on MOTOR CRASH ESTIMATING GUIDE and potentially other third party sources of data. Unless otherwise noted, (a) all items are derived from the Guide DR1CB06, CCC Data Date 1/17/2019, and potentially other third party sources of data; and (b) the parts presented are OEM-parts manufactured by the vehicles Original Equipment Manufacturer. OEM parts are available at OE/Vehicle dealerships. OPT OEM (Optional OEM) or ALT OEM (Alternative OEM) parts are OEM parts that may be provided by or through alternate sources other than the OEM vehicle dealerships. OPT OEM or ALT OEM parts may reflect some specific, special, or unique pricing or discount. OPT OEM or ALT OEM parts may include "Blemished" parts provided by OEM's through OEM vehicle dealerships. Asterisk (*) or Double Asterisk (**) indicates that the parts and/or labor data provided by third party sources of data may have been modified or may have come from an alternate data source. Tilde sign (~) items indicate MOTOR Not-Included Labor operations. The symbol (<>) indicates the refinish operation WILL NOT be performed as a separate procedure from the other panels in the estimate. Non-Original Equipment Manufacturer aftermarket parts are described as Non OEM, A/M or NAGS. Used parts are described as LKQ, RCY, or USED. Reconditioned parts are described as Recond. Recored parts are described as Recore. NAGS Part Numbers and Benchmark Prices are provided by National Auto Glass Specifications. Labor operation times listed on the line with the NAGS information are MOTOR suggested labor operation times. NAGS labor operation times are not included. Pound sign (#) items indicate manual entries.

Some 2019 vehicles contain minor changes from the previous year. For those vehicles, prior to receiving updated data from the vehicle manufacturer, labor and parts data from the previous year may be used. The CCC ONE estimator has a list of applicable vehicles. Parts numbers and prices should be confirmed with the local dealership.

The following is a list of additional abbreviations or symbols that may be used to describe work to be done or parts to be repaired or replaced:

SYMBOLS FOLLOWING PART PRICE:

m=MOTOR Mechanical component. s=MOTOR Structural component. T=Miscellaneous Taxed charge category. X=Miscellaneous Non-Taxed charge category.

SYMBOLS FOLLOWING LABOR:

D=Diagnostic labor category. E=Electrical labor category. F=Frame labor category. G=Glass labor category. M=Mechanical labor category. S=Structural labor category. (numbers) 1 through 4=User Defined Labor Categories.

OTHER SYMBOLS AND ABBREVIATIONS:


Adj.=Adjacent. Algn.=Align. ALU=Aluminum. A/M=Aftermarket part. Blnd=Blend. BOR=Boron steel. CAPA=Certified Automotive Parts Association. D&R=Disconnect and Reconnect. HSS=High Strength Steel. HYD=Hydroformed Steel. Incl.=Included. LKQ=Like Kind and Quality. LT=Left. MAG=Magnesium. Non-Adj.=Non Adjacent. NSF=NSF International Certified Part. O/H=Overhaul. Qty=Quantity. Refn=Refinish. Repl=Replace. R&I=Remove and Install. R&R=Remove and Replace. Rpr=Repair. RT=Right. SAS=Sandwiched Steel. Sect=Section. Subl=Sublet. UHS=Ultra High Strength Steel. N=Note(s) associated with the estimate line.


CCC ONE Estimating - A product of CCC Information Services Inc.


The following is a list of abbreviations that may be used in CCC ONE Estimating that are not part of the MOTOR CRASH ESTIMATING GUIDE:



BAR=Bureau of Automotive Repair. EPA=Environmental Protection Agency. NHTSA= National Highway Transportation and Safety Administration. PDR=Paintless Dent Repair. VIN=Vehicle Identification Number.













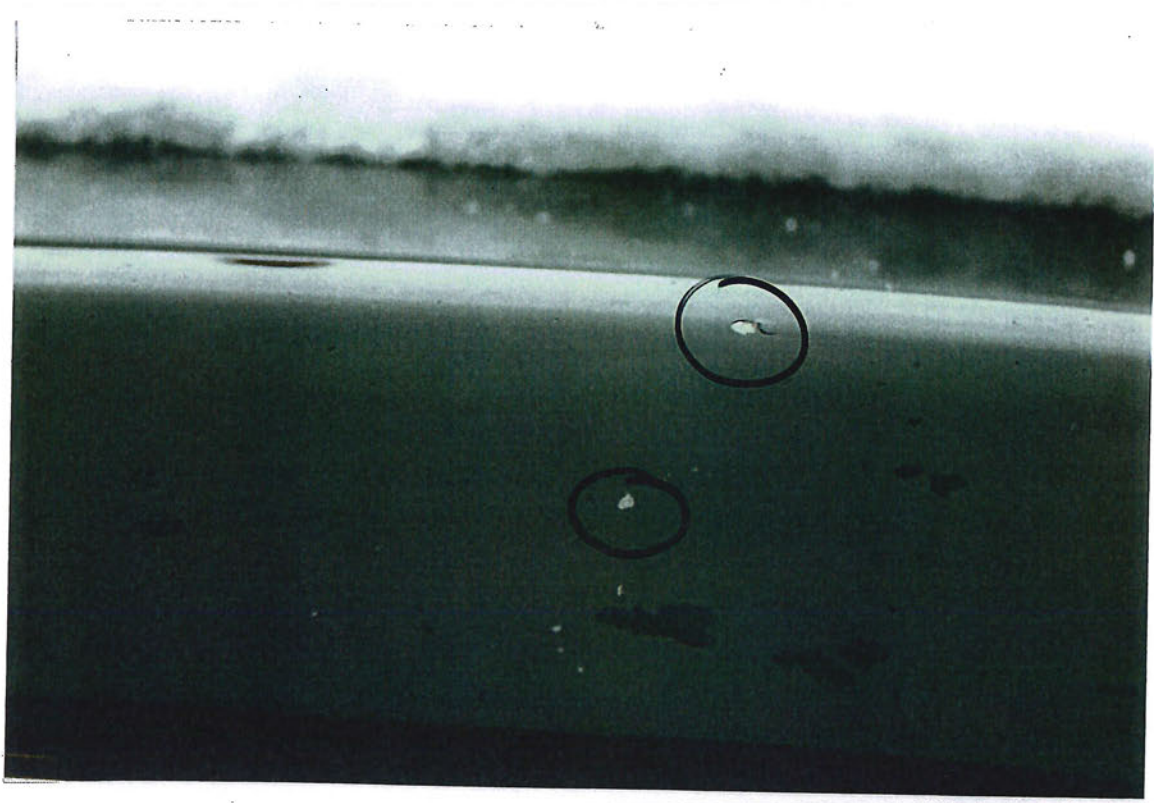


Hood of
Tide




WINDSHIELD













Rocks under Jumper





Williamsville NY
14221



Ernie County Water Authority
Attn. Anthony Alessi
295 Main Street - Room 350
Buffalo NY 14203